

OVERVIEW

Switching between apps can be a bit frustrating and time-consuming. Before you know it, you're forgetting little tasks or small details of what you wanted to execute. Everyone has been there before but that doesn't have to be you with your ZohoCRM and MSOffice. MSOffice connector syncs your Zoho CRM with MSOffice, ensuring whatever-related action you perform on your Zoho CRM is immediately reflected on your MSOffice and vice versa.

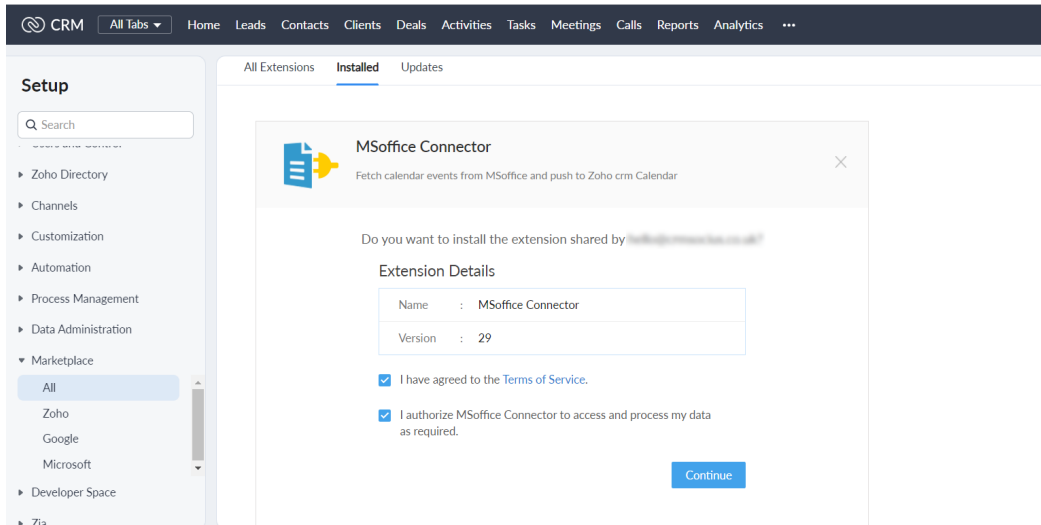
Key features

- Create calendar event in MSOffice/outlook calendar from Zoho CRM Meeting module
- After successful creation of Event in msoffice/outlook, the Same record in CRM will be updated with MSOffice/outlook event ID
- Create Meeting in Zoho CRM meeting module from MSOffice/outlook calendar
- This extension works in both ways. From CRM to MS Office/Outlook and MS Office/outlook to Zoho CRM

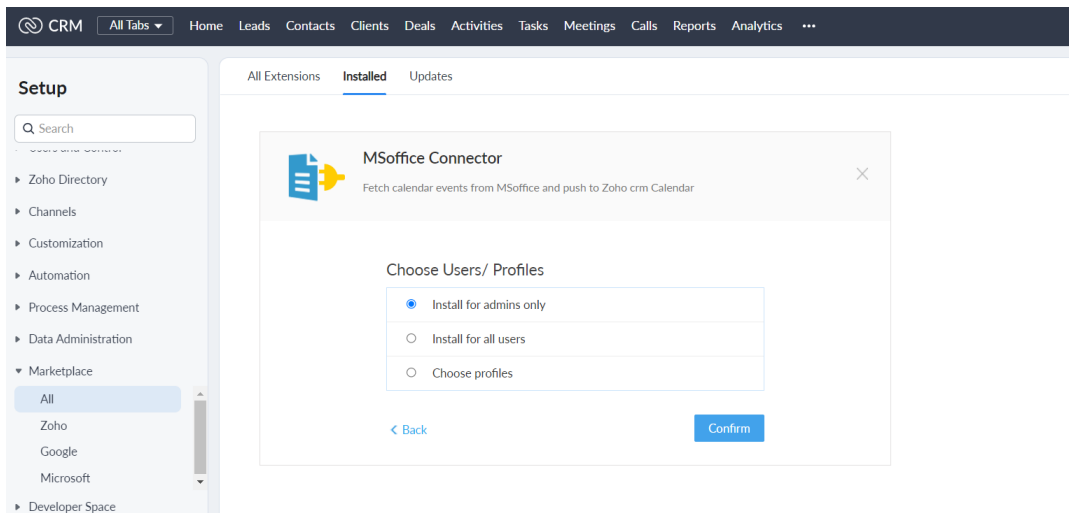
INSTALLATION STEPS

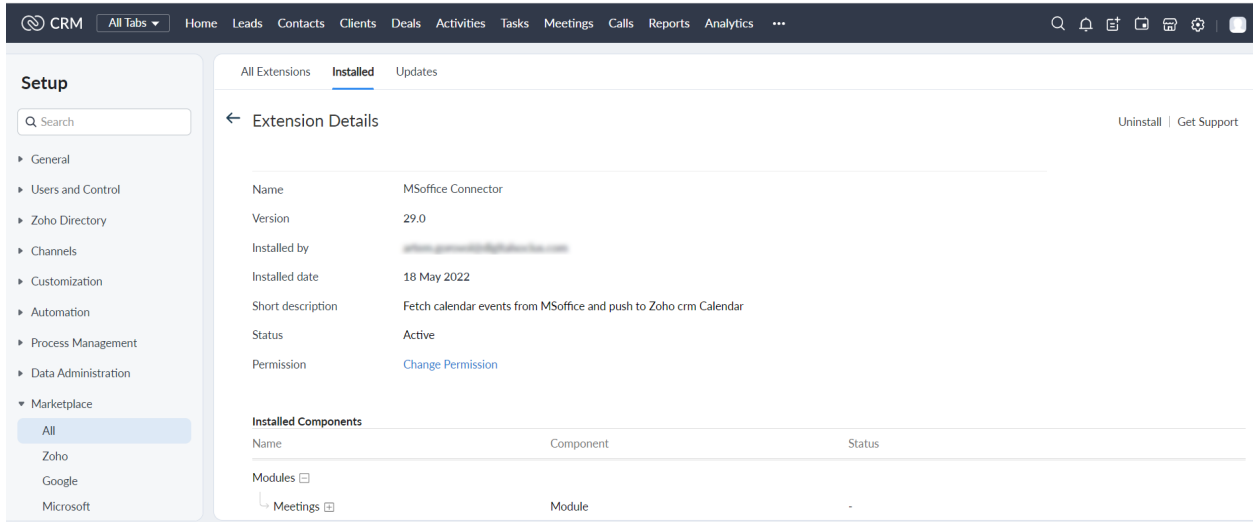
Search for MSOffice Connector in Marketplace or click on the link on the website.

1. Click the checkboxes and select Continue



2. Select the users/profiles that should have access to the extension and click on Confirm





UNINSTALLATION STEPS

How To Uninstall Extension in Zoho

It is quick and easy to uninstall this extension in your Zoho environment without causing any hiccups.

1. Go to set up;
2. Scroll down and click on Marketplace or type it in the search bar
3. Click on installed, scroll down to MSOffice Connector
4. Click on uninstall